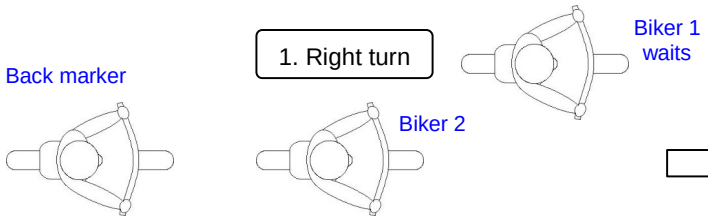
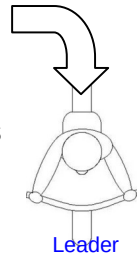


# The drop-off system for LCMCC runs

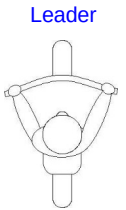


- The drop-off system for LCMCC has
- one leader at the front who has planned the route;
  - a back-marker who ensures no-one gets lost;
  - all other riders stay in between;



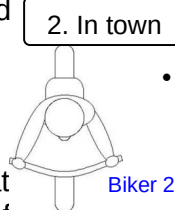
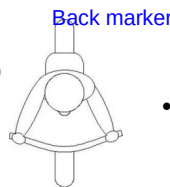
## Disadvantages:

- Large groups can cause frustration to other road users
- Difficult to keep a large group together through junctions
- Riders at the front often need to slow down or wait to allow others to catch up
- Those at the back often feel the need to increase speed to keep up



## How does it work?

- The leader stays in front and sets a sensible pace below speed limits (even less for older, slower bikes)
- The group ride single file with each person keeping the rider behind in view
- At junctions, the leader indicates to the rider behind to wait at a safe position to signpost the route for others
- When the back-marker approaches, the waiting rider takes up their place immediately in front of the back-marker
- So, each rider in the main group gradually moves forward in turn until they find themselves at the front when they take up their position marking a junction
- Riders may be asked to wait at either the joining or exit road of a junction as dictated by safety
- Riders should maintain a 2-second gap between bikes
- In towns, riders close up in staggered formation to help keep together in traffic



2. In town

## FAQs

### Can I overtake another rider?

Yes, safe overtakes allow every rider to enjoy their own ride.

### What do I do if there's no-one at a junction?

Riders only mark junctions where there is a change in direction, no marker means continue straight ahead.

### The pace is too fast, what can I do?

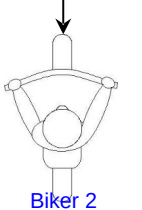
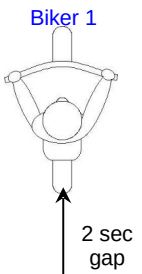
There should be no pressure to keep up but if you feel uncomfortable then speak to the leader at the first opportunity to see if this can be altered. If there is a large speed difference consider riding independently

### The pace is too slow, what can I do?

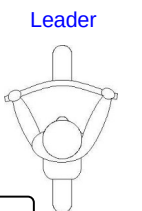
It's difficult to accommodate all types of bike and rider skill within a group. Some members find it better to travel independently or as a separate, small group perhaps even using a different route yet still meeting up at the same rendezvous.

### What happens if I break down?

The back marker will stay with you until either you get going again or have arranged recovery.



4. Normal progress



## Advantages:

- No need to know or learn the route
- Everyone takes responsibility
- Can accommodate any size group

